



College Timeline

9th Grade



Think about what you want to accomplish in the next four years and start thinking about life after high school




Meet with your guidance counselor to discuss what classes to take to meet your goals




Explore your interests and get involved in clubs or activities that you truly enjoy




Get to know your teachers, meet with them as needed




Develop and strengthen your study habits, calendar use and planning skills



Set up a healthy sleep schedule on weeknights and start taking responsibility for waking up on time




Read! For fun, for relaxation and to learn!




Parents: Start thinking about financial aid and start saving if you have not already




10th Grade




Focus on your academics and get off to a strong start




Meet with your guidance counselor again to discuss your classes




If receive learning support services, learn what they are and which ones help you the most




Keep building relationships with teachers and advocate for what you need




Maintain your study habits and sleep schedules



Deepen you extracurricular activities with a focus on what means the most to you




Take the PSAT if offered in 10th grade at your school and create a standardized testing plan




Plan for your summer and consider opportunities to deepen academic and extracurricular interests




11th Grade




Identify interests and areas of study that you might want to pursue



Meet with your guidance counselor again and make sure you are on track with classes, requirements, testing, and more




If receive learning support services, stay engaged and consider whether any services can be reduced or eliminated




Take the PSAT - if you need testing accommodations, speak with your counselor and make sure the College Board receives the documentation




Organize your standardized testing schedule for the spring



Continue your extracurricular activities and consider whether there are any leadership roles you can take on




Reach out to ask for teacher recommendation letters before the school year ends



Research colleges and start visiting campuses to learn what type of college you see yourself attending




11th Grade, cont.



Maintain your study skills and sleep habits




Start taking more responsibility for managing daily living tasks, such as making your own appointments, waking yourself up on time, doing laundry




Set up your senior class schedule, challenging yourself to take AP classes and honors if that is within your reach




Discuss how to pay for college with your family and use the net price calculator at a couple of colleges to get an estimate of the cost



Attend available college fairs, local events and admission rep visits to your high school



Plan your summer, perhaps with a greater focus on activities that relate to your academic interests



Research colleges and start visiting campuses to learn what type of college you see yourself attending



Make a plan for how to organize information about all the colleges you will visit and research



12th Grade



Stay organized! There will be countless deadlines to keep track of this year



Meet with your guidance counselor - again - to finalize your college list, and make sure you have all the necessary requirements for each school



Follow up with teachers who are writing your recommendations to see if they need anything from you; make sure they are aware of your early deadlines



Register and take the ACT/SAT - if possible in the fall to be available for early action schools



Open a Common Application account and start entering the information in each section



Write the personal statement for the Common Application, attempting to get this ready early in the fall (or late summer)



Write supplemental essays for the schools that require them




Continue visiting colleges and attending campus fairs and college rep visits at your high school



12th Grade, cont.



Keep your grades up and avoid senioritis



Submit your applications before the deadlines - you don't want to risk a power outage or missing the deadline for any reason



Create portal accounts for each college you apply to and keep login information organized



Watch out for admissions decisions and other messages from colleges - check your email regularly and stay organized



Continue taking responsibility for daily living task and managing any medications



Continue visiting colleges and attending campus fairs and college rep visits at your high school - and attend accepted students day



Compare financial aid offers at schools where you are accepted and make a final decision!



Parents: stay on top of FAFSA and make sure it is submitted to the schools your student is applying to

